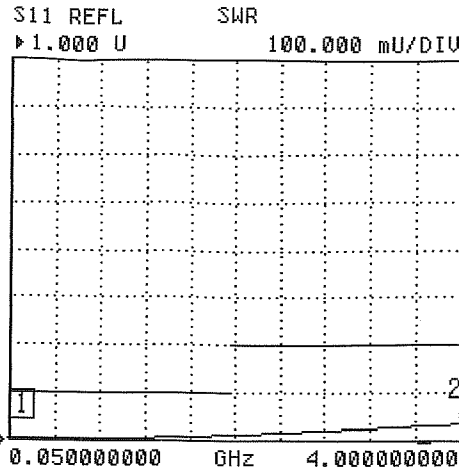
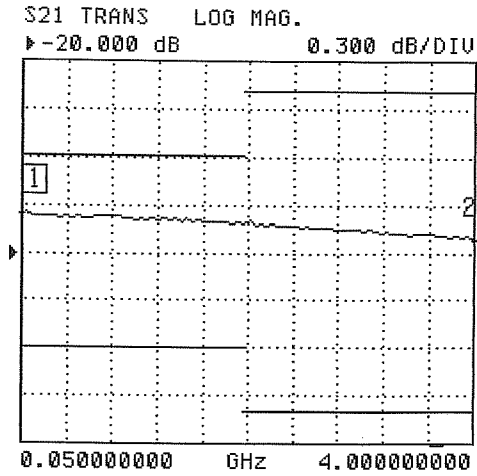


Model: 34-20-34

S/N: BP6352

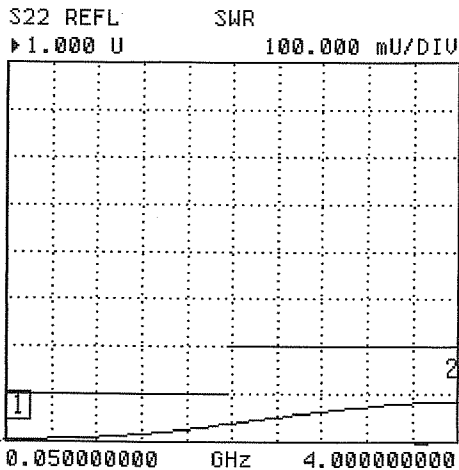
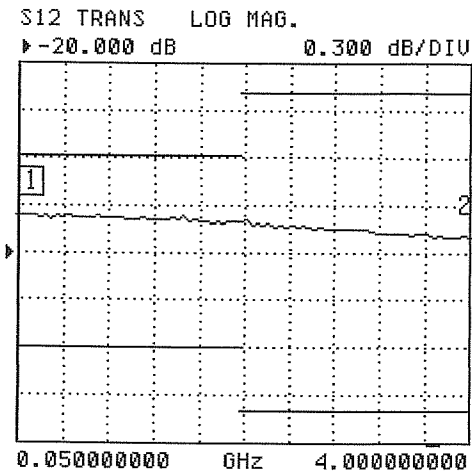
Date: 8-Oct-2003



CH 1 - S21  
 REFERENCE PLANE  
 0.0000 mm

▶ MARKER 1  
 0.050000000 GHz  
 -19.758 dB

MARKER TO MAX  
 MARKER TO MIN  
 2 4.000000000 GHz  
 -19.922 dB



MARKER READOUT  
 FUNCTIONS

Graph 1 = Attenuation

Graph 2 = J1 SWR - Female

Graph 3 = Attenuation

Graph 4 = J2 SWR - Male

Technician: B. White

Employee # 246



The above listed product meets or exceeds published specifications and has been tested using equipment whose accuracies are traceable to the National Institute of Standards and Technology (NIST).