

## FEATURES AND SPECIFICATIONS

### Features and Benefits

- Sizes 2 to 18 circuits
- Provides left to right polarization when mated with 41695 or 43061 .156" crimp housing with the optional polarizing ribs
- Various pin lengths available
- Voided circuits available (contact Molex)
- Passive locking feature is used to maintain interconnection, ideal for high vibration applications
- End-to-end stackable

### Reference Information

Product Specification: PS-08-50

Packaging: Bag

UL File No.: E29179

CSA File No.: LR19980

TUV File No.: R75108

Mates With: [2139](#), [2145](#), [3069](#), [6442](#), [7674](#), [7675](#),

[41695](#) and [41815](#)

Designed In: Inches

### Electrical

Voltage: 250V

Current: 7.0A

Contact Resistance: 6mΩ max.

Dielectric Withstanding Voltage: 1500V

Insulation Resistance: 50K MΩ min.

### Mechanical

Durability:

Tin—25 cycles max.

Gold—100 cycles max.

### Physical

Housing: Polyester, UL 94V-0

Contact: Brass, 1.14mm (.045") pin

Plating: See Table

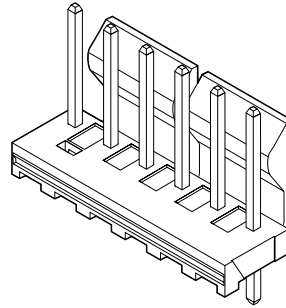
Operating Temperature: 0 to +75°C

**molex®** **3.96mm (.156") Pitch**  
**KK®**

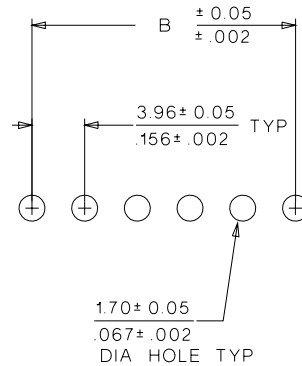
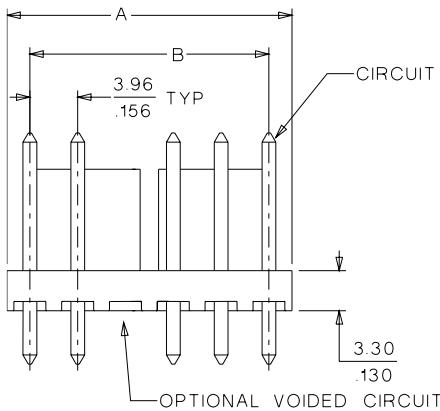
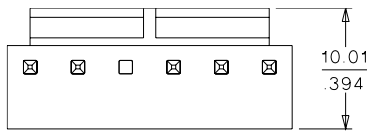
**Solid Header**

**41791**

**Vertical**  
**Friction Lock**



## CATALOG DRAWING (FOR REFERENCE ONLY)



PCB LAYOUT: COMPONENT SIDE  
RECOMMENDED PCB THICKNESS  $\frac{1.67 \pm 0.18}{.062 \pm .007}$

## ORDERING INFORMATION AND DIMENSIONS

Circuits	Order No.				Dimension	
	Tin	15μ" Select Gold	30μ" Select Gold	Overall Gold	A	B
2	26-60-4020	41791-0832	41791-0849	26-61-4020	7.77 (.306)	3.96 (.156)
3	26-60-4030	41791-0833	41791-0850	26-61-4030	11.73 (.462)	7.92 (.312)
4	26-60-4040	41791-0834	41791-0851	26-61-4040	15.70 (.618)	11.89 (.468)
5	26-60-4050	41791-0835	41791-0852	26-61-4050	19.66 (.774)	15.85 (.624)
6	26-60-4060	41791-0836	41791-0853	26-61-4060	23.62 (.930)	19.81 (.780)
7	26-60-4070	41791-0837	41791-0854	26-61-4070	27.58 (1.086)	23.77 (.936)
8	26-60-4080	41791-0838	41791-0855	26-61-4080	31.55 (1.242)	27.74 (1.092)
9	26-60-4090	41791-0839	41791-0856	26-61-4090	35.51 (1.398)	31.70 (1.248)
10	26-60-4100	41791-0840	41791-0857	26-61-4100	39.47 (1.554)	35.66 (1.404)
11	26-60-4110	41791-0841	41791-0858	26-61-4110	43.43 (1.710)	39.62 (1.560)
12	26-60-4120	41791-0842	41791-0859	26-61-4120	47.40 (1.866)	43.59 (1.716)
13	26-60-4130	41791-0843	41791-0860	26-61-4130	51.36 (2.022)	47.55 (1.872)
14	26-60-4140	41791-0844	41791-0861	26-61-4140	55.32 (2.178)	51.51 (2.028)
15	26-60-4150	41791-0845	41791-0862	26-61-4150	59.28 (2.334)	55.47 (2.184)
16	26-60-4160	41791-0846	41791-0863	26-61-4160	63.25 (2.490)	59.44 (2.340)
17	26-60-4170	41791-0847	41791-0864	26-61-4170	67.21 (2.646)	63.40 (2.496)
18	26-60-4180	41791-0848	41791-0865	26-61-4180	71.17 (2.802)	67.36 (2.652)

Circuit number designation is for ordering purposes only, check corresponding circuit designation on mating connector